

2021 Institution Data

Institution Data Graduate Identification Data
Fees / Accreditation Financial Offerings
Website / Uploads



**Bureau for Private
Postsecondary Education**
Department of Consumer Affairs

2021 Annual Report

Institution Data Workflow

(Printer Friendly Annual Report Instructions Document)
(https://www.bppe.ca.gov/annual_report/instructions.pdf)

2021 BPPE Annual Report - Institution - General Information

Annual Report data is institutional data that is combined for the main location, branch and all satellite locations.

1. Report Year *

2. Institution Code *

Enter valid Institution Code (main location). Only entry of valid Institution Code will auto-populate the read-only Institution Name field in question #3.

3. Institution Name (auto-populated) *

If a valid Institution Code is entered in question #2, the Institution Name will auto-populate. If incorrect Institution Code is entered, you must clear out the Code field in question #2, then enter the correct Institution Code to re-fill the Institution Name with the correct Institution Name.

4. Street Address (Physical Location) *

5. City *

6. State *

7. Zip Code *

8. Select the type of business organization for this institution

- ☒ For profit corporation
- ☐ Non-profit corporation
- ☐ Partnership
- ☐ Sole Proprietor
- ☐ Limited Liability Company (LLC)

9. Number of Branch Locations *

Indicate the number of branch locations associated with the main location. If none, enter zero ("0")

10. Number of Satellite Locations *

Indicate the number of branch locations associated with the main location or branch location. If none, enter zero ("0")



2021 Institution Data

Institution Data	Graduate Identification Data
Fees / Accreditation	Financial Offerings
Website / Uploads	



2021 BPPE Annual Report - Institution - Graduate Identification Data

New Reporting Requirement: California Education Code section 94892.6 requires that institutions approved to operate by the Bureau collect, retain, and report specified information about each graduate completing a program on or after January 1, 2020. This includes identifying information for each graduate along with information about the program from which they graduated and the amount of student loan debt borrowed.

Pursuant to Title 5, California Code of Regulations section 74110, beginning in 2022 institutions will report this information to the Bureau annually through the Annual Report submission process. In the first reporting year, institutions shall provide information for each student who graduated from the institution’s education program(s) between January 1, 2020 and December 31, 2021. In subsequent reporting years, institutions will report information only for students who graduated in the prior calendar year.

The AR_LaborMarketData_2021 reporting template linked below includes details about the data required to be reported for each student who graduated from the institution’s education program(s) between January 1, 2020 and December 31, 2021. Click on the link to the template and save to your computer to fill out. After adding the required information to the “Data” tab, press the “Select files” button at the bottom of the portal Graduate Identification Data page to upload and attach your completed AR_LaborMarketData_2021 report to the institution’s Annual Report submission. Uploaded files must be Excel or CSV formats.

Please contact Jennifer Jones (Jennifer.jones@dca.ca.gov (mailto: Jennifer.jones@dca.ca.gov)) with questions about this requirement.

AR_LaborMarketData_2021.xlsx
(<https://dca.prod.simpligov.com/prod/portal/file/7d7c322450fd4b97b6a48fa3ac09e701.xlsx?t=1661295084585>)

Upload completed Excel or CSV
here *

Select files...



AR_LaborMark... 

1.03 MB

Save

Back

Next

2021 Institution Data

Institution Data Graduate Identification Data
Fees / Accreditation Financial Offerings
Website / Uploads



2021 BPPE Annual Report - Institution - Fees/Accreditation

☐ Display Instructions for #11 - #14 (Toggle)

11a. Is this institution current with all assessments to the Student Tuition Recovery Fund? *

☒ Yes ☐ No

11b. Is this institution current on Annual Fees? *

☒ Yes ☐ No

12. Is your institution accredited by an accrediting agency/agencies recognized by the United States Department of Education? *

☐ Yes ☒ No

13. If your institution has specialized accreditation from a recognized United States Department of Education approved specialized/programmatic accreditor, list the accreditation below.

N/A

14. Has any accreditation agency taken any final disciplinary action against this institution in the reporting year? Indicate "yes" if the institution has had final disciplinary action taken against it by an accreditation agency; Indicate "no" if no final action has been taken against the institution by an accreditation agency. If Yes, please upload a copy of the action at #14a. *

☐ Yes ☒ No

Save

Back

Next



2021 Institution Data

Institution Data Graduate Identification Data
Fees / Accreditation Financial Offerings
Website / Uploads



2021 BPPE Annual Report - Institution - Financial

For the questions below, please disclose any funds received by the institution from the federal and/or state government to provide services to the general public.

☐ Display Instructions for #15 - #26 (Toggle)

15. Does your institution participate in federal financial aid programs under Title IV of the Federal Higher Education Act? (This includes federal loans and grants) *

☐ Yes ☒ No

16. Does your institution participate in veterans' financial aid education programs? *

☐ Yes ☒ No

17. Does your institution participate in the Cal Grant program? *

☐ Yes ☒ No

18. Is your institution on California's Eligible Training Provider List (ETPL)? *

☐ Yes ☒ No

19. Is your institution receiving funds from the Work Innovation and Opportunity Act (WIOA) Program? *

☐ Yes ☒ No

20. Does your Institution participate in, or offer, any other state or federal government financial aid programs? (i.e., vocational rehab...) *

☐ Yes ☒ No

20b. What is the total amount of any other state or federal funds received by your institution in the reporting year?

\$ 0.00

21. Provide the percentage of institutional income during this Reporting Year derived from public funding. *
If none, indicate "0".

0

22. Does your Institution participate in, or offer any non-government financial aid programs? (i.e., private grants/loans, institutional grants/loans) *

☐ Yes ☒ No

22a. You indicated "Yes" for #22, please provide the name of the financial aid programs below.

N/A

23. The percentage of institutional income in the reporting year derived from any non-government financial aid. *

0

24. Enter the most recent three-year cohort default rate reported by the U.S. Department of Education for this institution, if applicable. *
If Not Applicable, indicate "0".

25. Provide the percentage of the students who attended this institution during this Reporting Year who received federal student loans to help pay their cost of education at the school. *
If none, indicate "0".

26. Provide the average amount of federal student loan debt of graduates who took out federal student loans at this institution. *

[Save](#)[Back](#)[Next](#)

2021 Institution Data

Institution Data	Graduate Identification Data
Fees / Accreditation	Financial Offerings
Website / Uploads	



2021 BPPE Annual Report - Institution - Offerings

☐ Display Instructions for #27 - #37 (Toggle)

27. Total number of students enrolled at this institution in the reporting year. Indicate the number of students attending and/or enrolled in all programs at your institution (minus the number of students in the reporting year who cancelled during the cancellation period) January 1st through December 31st . *

If none, indicate "0".

0

28. Number of Doctorate Degree Programs Offered?
Indicate the number of Doctorate degree Programs the institution offered for the reporting year. (Number of Programs not Students) *
If none, indicate "0".

29. Number of Students enrolled in Doctorate programs at this institution? Indicate the number of students enrolled and/or active in all Doctorate programs at your institution in the reporting year as of January 1st through December 31st, minus the number of students who cancelled during the cancellation period. *
If none, indicate "0".

30. Number of Master Degree Programs Offered?
Indicate the number of Master degree Programs the institution offered for the reporting year. (Number of Programs not Students) *
If none, indicate "0".

31. Number of Students enrolled in Master programs at this institution? Indicate the number of students enrolled and/or active in all Master programs at your institution in the reporting year as of January 1st through December 31st, minus the number of students who cancelled during the cancellation period. *
If none, indicate "0".

32. Number of Bachelor Degree Programs Offered?
Indicate the number of Bachelor degree Programs the institution offered for the reporting year. (Number of Programs not Students) *
If none, indicate "0".

33. Number of Students enrolled in Bachelor programs at this institution? Indicate the number of students enrolled and/or active in all Bachelor programs at your institution in the reporting year as of January 1st through December 31st, minus the number of students who cancelled during the cancellation period. *
If none, indicate "0".

34. Number of Associate Degree Programs Offered? Indicate the number of Associate degree Programs offered for the reporting year. (Number of Programs not Students) *
If none, indicate "0".

35. Number of Students enrolled in Associate programs at this institution? Indicate the number of students enrolled and/or active in all Associate programs at your institution in the reporting year as of January 1st through December 31st, minus the number of students who cancelled during the cancellation period. *
If none, indicate "0".

36. Number of Diploma or Certificate Programs Offered? Indicate the number of Diploma or Certificate Programs offered for the reporting year. (Number of Programs not Students) *
If none, indicate "0".

37. Number of Students enrolled in diploma or certificate programs at this institution? Indicate the number of students enrolled and/or active in all diploma/certificate programs at your institution in the reporting year as of January 1st through December 31st, minus the number of students who cancelled during the cancellation period. *
If none, indicate "0".

Total Program Count

13

Save

Back

Next

2021 Institution Data

Institution Data	Graduate Identification Data	
Fees / Accreditation	Financial	Offerings
Website / Uploads		



2021 BPPE Annual Report - Institution - Website and Required Uploads

An institution that maintains a website, shall provide on the homepage of that website, clear and conspicuous links to the most recent Annual Report submitted to the Bureau, the Catalog, and School Performance Fact Sheet (CEC §94913).**

**The Bureau recommends a portion of the school's website dedicated to providing students with the required information below.

Uploads for Documents must be in PDF format. Other formatting may be too large to upload and will be rejected by BPPE staff.

Institution's Website

<https://www.ccslearningacademy.com/>

38. Upload School Performance

Fact Sheet *

Required file format = PDF

[Select files...](#)SPFS 2021 C...
2.89 MB

39. Upload Catalog *

Required file format = PDF

[Select files...](#)

✓ Done

CCSLA-Catalo...
File(s) uploaded succe

40. Upload Enrollment Agreement *

Required file format = PDF



[Select files...](#)Enrollment Agr...
192.58 KB

The file upload facility below (#41) is ONLY for use when BPPE requests additional supporting documentation. The initial submission of the Annual Report does not require any action below.

41. General File Upload (only use as directed by BPPE staff)

Recommended file format = PDF

[Select files...](#)[Save](#)[Back](#)[Submit](#)



2021 Program Data

[Institution Information](#)
[Program Name](#)

[Financial and Graduation](#)
[Placement Data](#)
[Allied Health](#)
[Exam Passage Rate](#)
[Salary Data](#)


**Bureau for Private
Postsecondary Education**
Department of Consumer Affairs

2021 Annual Report

Program Data Workflow

(Printer Friendly Annual Report Instructions Document)
(https://www.bppe.ca.gov/annual_report/instructions.pdf)

2021 BPPE Annual Report - Program - Institution Data

Complete one Program Data Workflow for EACH educational program offered (advertised) by the institution in the reporting year. If an institution offers the same program at the main location and a branch location, combine the data together and submit one Program Data Workflow for the program being reported.


1. Report Year *

2. Institution Code *

Enter valid Institution Code (main location). Only entry of valid Institution Code will auto-populate the read-only Institution Name field in question #3.

3. Institution Name (auto-populated) *

If a valid Institution Code is entered in question #2, the Institution Name will auto-populate. If incorrect Institution Code is entered, you must clear out the Code field in question #2, then enter the correct Institution Code to re-fill the Institution Name with the correct Institution Name.



2021 Program Data

Institution Information

Program Name


Financial and Graduation

Placement Data

Allied Health

Exam Passage Rate

Salary Data



2021 BPPE Annual Report - Program - Program Name

☐ Display Instructions for #4 - #7 (Toggle)

4. Name of Program *

Data Visualization Using Tableau

5. Program Level? Indicate the academic level of the program you are entering, (e.g., Doctorate, Masters, Bachelor, Associate, Diploma/Certificate, Other). If you indicate 'Other', please enter the Program Level in #5a. *

Diploma/Certificate

6. Select the Classification of Instructional Programs (CIP) Code that applies to this educational program. Select from the dropdown list the code that most accurately corresponds to the educational program. (Optional)

7. Select all Standard Occupational Classification (SOC) Codes that apply to this program. Select all applicable codes from the dropdown list. (Optional)

Save

Back

Next



2021 Program Data

Institution Information

Financial and Graduation


Exam Passage Rate

Program Name

Placement Data

Salary Data

Allied Health



2021 BPPE Annual Report - Program - Financial Data and Graduation Rates

☐ Display Instructions for #8 - #18 (Toggle)

8. Number of Degrees, Diplomas or Certificates Awarded *
If none, indicate "0".

0

9. Total Charges for this Program *

\$ 2,318.00

10. The percentage of enrolled students in the reporting year receiving federal student loans to pay for this program *

0

11. The percentage of graduates in the reporting year who took out federal student loans to pay for this program *

0

12. Number of Students Who Began the Program *

If none, indicate "0".

13. Number of Students Available for Graduation *

If none, indicate "0".

14. Number of On-time Graduates *

If none, indicate "0".

15. Completion Rate

This is a calculated field based on #14 and #13.

0

16. 150% Graduates?

17. 150% Completion Rate

This is a calculated field based on #16 and #13.

0

18. Is the above data taken from the Integrated Postsecondary Education Data System (IPEDS) of the United States Department of Education? *



Yes



No

Save

Back

Next



2021 Program Data

Institution Information

Program Name


Financial and Graduation

Placement Data

Allied Health

Exam Passage Rate

Salary Data



2021 BPPE Annual Report - Program - Placement Data

☐ Display Instructions for #19 - #23 (Toggle)

19. Graduates Available for Employment *
If none, indicate "0".

0

20. Graduates Employed in the Field *
If none, indicate "0".

0

21. Placement Rate
This is a calculated field based on #17 and #18.

0

22. Graduates employed in the field...

22a. 20 to 29 hours per week *

If none, indicate "0".

22b. at least 30 hours per week *

If none, indicate "0".

23. Indicate the number of graduates employed...

23a. In a single position in the field of study *

If none, indicate "0".

23b. In concurrent aggregated positions in the field of study (2 or more positions at the same time) *

If none, indicate "0".

23c. Freelance/self-employed *

If none, indicate "0".

23d. By the institution or an employer owned by the institution, or an employer who shares ownership with the institution *

If none, indicate "0".

2021 Program Data

Institution Information

Program Name


Financial and Graduation

Placement Data

Exam Passage Rate

Salary Data

Allied Health



2021 BPPE Annual Report - Program - Allied Health Professionals

☐ Display Instructions for #24-25 (Toggle)

24. Does this "Program" lead to a certificate or degree related to one or more of the following allied health professionals that requires clinical training? *

- ☐ Yes
- ☒ No

Save

Back

Next

2021 Program Data

Institution Information

Program Name


Financial and Graduation

Placement Data

Allied Health

Exam Passage Rate

Salary Data



2021 BPPE Annual Report - Program - Exam Passage Rate

☐ Display Instructions for #26 (Toggle)

26. Does this educational program lead to an occupation that requires State licensing? *

☐ Yes ☒ No

You have indicated "No" for question #22, please proceed to 'Salary Data'.

Save

Back

Next

2021 Program Data

Institution Information

Program Name


Financial and Graduation

Placement Data

Allied Health

Exam Passage Rate

Salary Data



2021 BPPE Annual Report - Program - Salary Data

☐ Display Instructions for #43-45 (Toggle)

43. Graduates Available for Employment
This field is auto-populated based on your entry in #17.

0

44. Graduates Employed in the Field
This field is auto-populated based on your entry in #18.

0

45. Graduates Employed in the Field Reported receiving the following Salary or Wage:

For graduates employed in the field, indicate their salaries/earnings below. **If there are none in any specific range, indicate "0."**

\$0 - \$5,000 *

0

\$5,001 - \$10,000 *

0

\$10,001 - \$15,000 *

0

\$15,001 - \$20,000 *

\$20,001 - \$25,000 *

\$25,001 - \$30,000 *

\$30,001 - \$35,000 *

\$35,001 - \$40,000 *

\$40,001 - \$45,000 *

\$45,001 - \$50,000 *

\$50,001 - \$55,000 *

\$55,001 - \$60,000 *

\$60,001 - \$65,000 *

\$65,001 - \$70,000 *

\$70,001 - \$75,000 *

\$75,001 - \$80,000 *

\$80,001 - \$85,000 *

\$85,001 - \$90,000 *

\$90,001 - \$95,000 *

\$95,001 - \$100,000 *

Over \$100,000 *

Save

Back

Submit

2021 Program Data

[Institution Information](#)[Program Name](#)[Financial and Graduation](#)[Placement Data](#)[Allied Health](#)[Exam Passage Rate](#)[Salary Data](#)

**Bureau for Private
Postsecondary Education**
Department of Consumer Affairs

2021 Annual Report

Program Data Workflow

(Printer Friendly Annual Report Instructions Document)
(https://www.bppe.ca.gov/annual_report/instructions.pdf)

2021 BPPE Annual Report - Program - Institution Data

Complete one Program Data Workflow for EACH educational program offered (advertised) by the institution in the reporting year. If an institution offers the same program at the main location and a branch location, combine the data together and submit one Program Data Workflow for the program being reported.


1. Report Year *

2. Institution Code *

Enter valid Institution Code (main location). Only entry of valid Institution Code will auto-populate the read-only Institution Name field in question #3.

3. Institution Name (auto-populated) *

If a valid Institution Code is entered in question #2, the Institution Name will auto-populate. If incorrect Institution Code is entered, you must clear out the Code field in question #2, then enter the correct Institution Code to re-fill the Institution Name with the correct Institution Name.



2021 Program Data

Institution Information

Program Name


Financial and Graduation

Placement Data

Allied Health

Exam Passage Rate

Salary Data



2021 BPPE Annual Report - Program - Program Name

☐ Display Instructions for #4 - #7 (Toggle)

4. Name of Program *

Data Warehouse (OLAP) Design Techniques

5. Program Level? Indicate the academic level of the program you are entering, (e.g., Doctorate, Masters, Bachelor, Associate, Diploma/Certificate, Other). If you indicate 'Other', please enter the Program Level in #5a. *

Diploma/Certificate

6. Select the Classification of Instructional Programs (CIP) Code that applies to this educational program. Select from the dropdown list the code that most accurately corresponds to the educational program. (Optional)

7. Select all Standard Occupational Classification (SOC) Codes that apply to this program. Select all applicable codes from the dropdown list. (Optional)

Save

Back

Next



2021 Program Data

Institution Information

Program Name


Financial and Graduation

Placement Data

Allied Health

Exam Passage Rate

Salary Data



2021 BPPE Annual Report - Program - Financial Data and Graduation Rates

☐ Display Instructions for #8 - #18 (Toggle)

8. Number of Degrees, Diplomas or Certificates Awarded *
If none, indicate "0".

0

9. Total Charges for this Program *

\$ 860.00

10. The percentage of enrolled students in the reporting year receiving federal student loans to pay for this program *

0

11. The percentage of graduates in the reporting year who took out federal student loans to pay for this program *

0

12. Number of Students Who Began the Program *

If none, indicate "0".

13. Number of Students Available for Graduation *

If none, indicate "0".

14. Number of On-time Graduates *

If none, indicate "0".

15. Completion Rate

This is a calculated field based on #14 and #13.

0

16. 150% Graduates?

17. 150% Completion Rate

This is a calculated field based on #16 and #13.

0

18. Is the above data taken from the Integrated Postsecondary Education Data System (IPEDS) of the United States Department of Education? *



Yes



No

Save

Back

Next



2021 Program Data

Institution Information

Program Name


Financial and Graduation

Placement Data

Allied Health

Exam Passage Rate

Salary Data



2021 BPPE Annual Report - Program - Placement Data

☐ Display Instructions for #19 - #23 (Toggle)

19. Graduates Available for Employment *
If none, indicate "0".

0

20. Graduates Employed in the Field *
If none, indicate "0".

0

21. Placement Rate
This is a calculated field based on #17 and #18.

0

22. Graduates employed in the field...

22a. 20 to 29 hours per week *

If none, indicate "0".

22b. at least 30 hours per week *

If none, indicate "0".

23. Indicate the number of graduates employed...

23a. In a single position in the field of study *

If none, indicate "0".

23b. In concurrent aggregated positions in the field of study (2 or more positions at the same time) *

If none, indicate "0".

23c. Freelance/self-employed *

If none, indicate "0".

23d. By the institution or an employer owned by the institution, or an employer who shares ownership with the institution *

If none, indicate "0".

2021 Program Data

Institution Information

Program Name


Financial and Graduation

Placement Data

Exam Passage Rate

Salary Data

Allied Health



2021 BPPE Annual Report - Program - Allied Health Professionals

☐ Display Instructions for #24-25 (Toggle)

24. Does this "Program" lead to a certificate or degree related to one or more of the following allied health professionals that requires clinical training? *

- ☐ Yes
- ☒ No

Save

Back

Next

2021 Program Data

Institution Information

Program Name


Financial and Graduation

Placement Data

Allied Health

Exam Passage Rate

Salary Data



2021 BPPE Annual Report - Program - Exam Passage Rate

☐ Display Instructions for #26 (Toggle)

26. Does this educational program lead to an occupation that requires State licensing? *

☐ Yes ☒ No

You have indicated "No" for question #22, please proceed to 'Salary Data'.

Save

Back

Next

2021 Program Data

Institution Information

Program Name


Financial and Graduation

Placement Data

Allied Health

Exam Passage Rate

Salary Data



2021 BPPE Annual Report - Program - Salary Data

☐ Display Instructions for #43-45 (Toggle)

43. Graduates Available for Employment
This field is auto-populated based on your entry in #17.

0

44. Graduates Employed in the Field
This field is auto-populated based on your entry in #18.

0

45. Graduates Employed in the Field Reported receiving the following Salary or Wage:

For graduates employed in the field, indicate their salaries/earnings below. **If there are none in any specific range, indicate "0."**

\$0 - \$5,000 *

0

\$5,001 - \$10,000 *

0

\$10,001 - \$15,000 *

0

\$15,001 - \$20,000 *

\$20,001 - \$25,000 *

\$25,001 - \$30,000 *

\$30,001 - \$35,000 *

\$35,001 - \$40,000 *

\$40,001 - \$45,000 *

\$45,001 - \$50,000 *

\$50,001 - \$55,000 *

\$55,001 - \$60,000 *

\$60,001 - \$65,000 *

\$65,001 - \$70,000 *

\$70,001 - \$75,000 *

\$75,001 - \$80,000 *

\$80,001 - \$85,000 *

\$85,001 - \$90,000 *

\$90,001 - \$95,000 *

\$95,001 - \$100,000 *

Over \$100,000 *

Save

Back

Submit

2021 Program Data

[Institution Information](#)
[Program Name](#)

[Financial and Graduation](#)
[Placement Data](#)
[Allied Health](#)
[Exam Passage Rate](#)
[Salary Data](#)


**Bureau for Private
Postsecondary Education**
Department of Consumer Affairs

2021 Annual Report

Program Data Workflow

(Printer Friendly Annual Report Instructions Document)
(https://www.bppe.ca.gov/annual_report/instructions.pdf)

2021 BPPE Annual Report - Program - Institution Data

Complete one Program Data Workflow for EACH educational program offered (advertised) by the institution in the reporting year. If an institution offers the same program at the main location and a branch location, combine the data together and submit one Program Data Workflow for the program being reported.

1. Report Year *

2. Institution Code *

Enter valid Institution Code (main location). Only entry of valid Institution Code will auto-populate the read-only Institution Name field in question #3.

3. Institution Name (auto-populated) *

If a valid Institution Code is entered in question #2, the Institution Name will auto-populate. If incorrect Institution Code is entered, you must clear out the Code field in question #2, then enter the correct Institution Code to re-fill the Institution Name with the correct Institution Name.



2021 Program Data

Institution Information

Program Name


Financial and Graduation

Placement Data

Allied Health

Exam Passage Rate

Salary Data



2021 BPPE Annual Report - Program - Program Name

☐ Display Instructions for #4 - #7 (Toggle)

4. Name of Program *

ETL Design Techniques

5. Program Level? Indicate the academic level of the program you are entering, (e.g., Doctorate, Masters, Bachelor, Associate, Diploma/Certificate, Other). If you indicate 'Other', please enter the Program Level in #5a. *

Diploma/Certificate

6. Select the Classification of Instructional Programs (CIP) Code that applies to this educational program. Select from the dropdown list the code that most accurately corresponds to the educational program. (Optional)

7. Select all Standard Occupational Classification (SOC) Codes that apply to this program. Select all applicable codes from the dropdown list. (Optional)

Save

Back

Next



2021 Program Data

Institution Information

Program Name


Financial and Graduation

Placement Data

Allied Health

Exam Passage Rate

Salary Data



2021 BPPE Annual Report - Program - Financial Data and Graduation Rates

☐ Display Instructions for #8 - #18 (Toggle)

8. Number of Degrees, Diplomas or Certificates Awarded *

If none, indicate "0".

0

9. Total Charges for this Program *

\$ 860.00

10. The percentage of enrolled students in the reporting year receiving federal student loans to pay for this program *

0

11. The percentage of graduates in the reporting year who took out federal student loans to pay for this program *

0

12. Number of Students Who Began the Program *

If none, indicate "0".

13. Number of Students Available for Graduation *

If none, indicate "0".

14. Number of On-time Graduates *

If none, indicate "0".

15. Completion Rate

This is a calculated field based on #14 and #13.

0

16. 150% Graduates?

17. 150% Completion Rate

This is a calculated field based on #16 and #13.

0

18. Is the above data taken from the Integrated Postsecondary Education Data System (IPEDS) of the United States Department of Education? *



Yes



No

Save

Back

Next



2021 Program Data

Institution Information

Program Name


Financial and Graduation

Placement Data

Allied Health

Exam Passage Rate

Salary Data



2021 BPPE Annual Report - Program - Placement Data

☐ Display Instructions for #19 - #23 (Toggle)

19. Graduates Available for Employment *
If none, indicate "0".

0

20. Graduates Employed in the Field *
If none, indicate "0".

0

21. Placement Rate
This is a calculated field based on #17 and #18.

0

22. Graduates employed in the field...

22a. 20 to 29 hours per week *

If none, indicate "0".

22b. at least 30 hours per week *

If none, indicate "0".

23. Indicate the number of graduates employed...

23a. In a single position in the field of study *

If none, indicate "0".

23b. In concurrent aggregated positions in the field of study (2 or more positions at the same time) *

If none, indicate "0".

23c. Freelance/self-employed *

If none, indicate "0".

23d. By the institution or an employer owned by the institution, or an employer who shares ownership with the institution *

If none, indicate "0".

2021 Program Data

Institution Information

Program Name


Financial and Graduation

Placement Data

Exam Passage Rate

Salary Data

Allied Health



2021 BPPE Annual Report - Program - Allied Health Professionals

☐ Display Instructions for #24-25 (Toggle)

24. Does this "Program" lead to a certificate or degree related to one or more of the following allied health professionals that requires clinical training? *

- ☐ Yes
- ☒ No

Save

Back

Next

2021 Program Data

Institution Information

Program Name


Financial and Graduation

Placement Data

Allied Health

Exam Passage Rate

Salary Data



2021 BPPE Annual Report - Program - Exam Passage Rate

☐ Display Instructions for #26 (Toggle)

26. Does this educational program lead to an occupation that requires State licensing? *

☐ Yes ☒ No

You have indicated "No" for question #22, please proceed to 'Salary Data'.

Save

Back

Next

2021 Program Data

Institution Information

Program Name


Financial and Graduation

Placement Data

Allied Health

Exam Passage Rate

Salary Data



2021 BPPE Annual Report - Program - Salary Data

☐ Display Instructions for #43-45 (Toggle)

43. Graduates Available for Employment
This field is auto-populated based on your entry in #17.

0

44. Graduates Employed in the Field
This field is auto-populated based on your entry in #18.

0

45. Graduates Employed in the Field Reported receiving the following Salary or Wage:

For graduates employed in the field, indicate their salaries/earnings below. **If there are none in any specific range, indicate "0."**

\$0 - \$5,000 *

0

\$5,001 - \$10,000 *

0

\$10,001 - \$15,000 *

0

\$15,001 - \$20,000 *

\$20,001 - \$25,000 *

\$25,001 - \$30,000 *

\$30,001 - \$35,000 *

\$35,001 - \$40,000 *

\$40,001 - \$45,000 *

\$45,001 - \$50,000 *

\$50,001 - \$55,000 *

\$55,001 - \$60,000 *

\$60,001 - \$65,000 *

\$65,001 - \$70,000 *

\$70,001 - \$75,000 *

\$75,001 - \$80,000 *

\$80,001 - \$85,000 *

\$85,001 - \$90,000 *

\$90,001 - \$95,000 *

\$95,001 - \$100,000 *

Over \$100,000 *

Save

Back

Submit

2021 Program Data

[Institution Information](#)[Program Name](#)[Financial and Graduation](#)[Placement Data](#)[Allied Health](#)[Exam Passage Rate](#)[Salary Data](#)

**Bureau for Private
Postsecondary Education**
Department of Consumer Affairs

2021 Annual Report

Program Data Workflow

(Printer Friendly Annual Report Instructions Document)
(https://www.bppe.ca.gov/annual_report/instructions.pdf)

2021 BPPE Annual Report - Program - Institution Data

Complete one Program Data Workflow for EACH educational program offered (advertised) by the institution in the reporting year. If an institution offers the same program at the main location and a branch location, combine the data together and submit one Program Data Workflow for the program being reported.

1. Report Year *

2. Institution Code *

Enter valid Institution Code (main location). Only entry of valid Institution Code will auto-populate the read-only Institution Name field in question #3.

3. Institution Name (auto-populated) *

If a valid Institution Code is entered in question #2, the Institution Name will auto-populate. If incorrect Institution Code is entered, you must clear out the Code field in question #2, then enter the correct Institution Code to re-fill the Institution Name with the correct Institution Name.



2021 Program Data

Institution Information

Program Name


Financial and Graduation

Placement Data

Allied Health

Exam Passage Rate

Salary Data



2021 BPPE Annual Report - Program - Program Name

☐ Display Instructions for #4 - #7 (Toggle)

4. Name of Program *

SQL Server Integration Services (SSIS)

5. Program Level? Indicate the academic level of the program you are entering, (e.g., Doctorate, Masters, Bachelor, Associate, Diploma/Certificate, Other). If you indicate 'Other', please enter the Program Level in #5a. *

Diploma/Certificate

6. Select the Classification of Instructional Programs (CIP) Code that applies to this educational program. Select from the dropdown list the code that most accurately corresponds to the educational program. (Optional)

7. Select all Standard Occupational Classification (SOC) Codes that apply to this program. Select all applicable codes from the dropdown list. (Optional)

Save

Back

Next



2021 Program Data

Institution Information

Program Name


Financial and Graduation

Placement Data

Allied Health

Exam Passage Rate

Salary Data



2021 BPPE Annual Report - Program - Financial Data and Graduation Rates

☐ Display Instructions for #8 - #18 (Toggle)

8. Number of Degrees, Diplomas or Certificates Awarded *
If none, indicate "0".

0

9. Total Charges for this Program *

\$ 3,290.00

10. The percentage of enrolled students in the reporting year receiving federal student loans to pay for this program *

0

11. The percentage of graduates in the reporting year who took out federal student loans to pay for this program *

0

12. Number of Students Who Began the Program *

If none, indicate "0".

13. Number of Students Available for Graduation *

If none, indicate "0".

14. Number of On-time Graduates *

If none, indicate "0".

15. Completion Rate

This is a calculated field based on #14 and #13.

0

16. 150% Graduates?

17. 150% Completion Rate

This is a calculated field based on #16 and #13.

0

18. Is the above data taken from the Integrated Postsecondary Education Data System (IPEDS) of the United States Department of Education? *

☐ Yes ☒ No

Save

Back

Next



2021 Program Data

Institution Information

Program Name


Financial and Graduation

Placement Data

Allied Health

Exam Passage Rate

Salary Data



2021 BPPE Annual Report - Program - Placement Data

☐ Display Instructions for #19 - #23 (Toggle)

19. Graduates Available for Employment *
If none, indicate "0".

0

20. Graduates Employed in the Field *
If none, indicate "0".

0

21. Placement Rate
This is a calculated field based on #17 and #18.

0

22. Graduates employed in the field...

22a. 20 to 29 hours per week *

If none, indicate "0".

22b. at least 30 hours per week *

If none, indicate "0".

23. Indicate the number of graduates employed...

23a. In a single position in the field of study *

If none, indicate "0".

23b. In concurrent aggregated positions in the field of study (2 or more positions at the same time) *

If none, indicate "0".

23c. Freelance/self-employed *

If none, indicate "0".

23d. By the institution or an employer owned by the institution, or an employer who shares ownership with the institution *

If none, indicate "0".

2021 Program Data

Institution Information

Program Name


Financial and Graduation

Placement Data

Exam Passage Rate

Salary Data

Allied Health



2021 BPPE Annual Report - Program - Allied Health Professionals

☐ Display Instructions for #24-25 (Toggle)

24. Does this "Program" lead to a certificate or degree related to one or more of the following allied health professionals that requires clinical training? *

- ☐ Yes
- ☒ No

Save

Back

Next

2021 Program Data

Institution Information

Program Name


Financial and Graduation

Placement Data

Allied Health

Exam Passage Rate

Salary Data



2021 BPPE Annual Report - Program - Exam Passage Rate

☐ Display Instructions for #26 (Toggle)

26. Does this educational program lead to an occupation that requires State licensing? *

☐ Yes ☒ No

You have indicated "No" for question #22, please proceed to 'Salary Data'.

Save

Back

Next

2021 Program Data

Institution Information

Program Name


Financial and Graduation

Placement Data

Allied Health

Exam Passage Rate

Salary Data



2021 BPPE Annual Report - Program - Salary Data

☐ Display Instructions for #43-45 (Toggle)

43. Graduates Available for Employment
This field is auto-populated based on your entry in #17.

0

44. Graduates Employed in the Field
This field is auto-populated based on your entry in #18.

0

45. Graduates Employed in the Field Reported receiving the following Salary or Wage:

For graduates employed in the field, indicate their salaries/earnings below. **If there are none in any specific range, indicate "0."**

\$0 - \$5,000 *

0

\$5,001 - \$10,000 *

0

\$10,001 - \$15,000 *

0

\$15,001 - \$20,000 *

\$20,001 - \$25,000 *

\$25,001 - \$30,000 *

\$30,001 - \$35,000 *

\$35,001 - \$40,000 *

\$40,001 - \$45,000 *

\$45,001 - \$50,000 *

\$50,001 - \$55,000 *

\$55,001 - \$60,000 *

\$60,001 - \$65,000 *

\$65,001 - \$70,000 *

\$70,001 - \$75,000 *

\$75,001 - \$80,000 *

\$80,001 - \$85,000 *

\$85,001 - \$90,000 *

\$90,001 - \$95,000 *

\$95,001 - \$100,000 *

Over \$100,000 *

Save

Back

Submit

2021 Program Data

[Institution Information](#)
[Program Name](#)

[Financial and Graduation](#)
[Placement Data](#)
[Allied Health](#)
[Exam Passage Rate](#)
[Salary Data](#)


**Bureau for Private
Postsecondary Education**
Department of Consumer Affairs

2021 Annual Report

Program Data Workflow

(Printer Friendly Annual Report Instructions Document)
(https://www.bppe.ca.gov/annual_report/instructions.pdf)

2021 BPPE Annual Report - Program - Institution Data

Complete one Program Data Workflow for EACH educational program offered (advertised) by the institution in the reporting year. If an institution offers the same program at the main location and a branch location, combine the data together and submit one Program Data Workflow for the program being reported.

1. Report Year *

2. Institution Code *

Enter valid Institution Code (main location). Only entry of valid Institution Code will auto-populate the read-only Institution Name field in question #3.

3. Institution Name (auto-populated) *

If a valid Institution Code is entered in question #2, the Institution Name will auto-populate. If incorrect Institution Code is entered, you must clear out the Code field in question #2, then enter the correct Institution Code to re-fill the Institution Name with the correct Institution Name.



2021 Program Data

Institution Information

Program Name


Financial and Graduation

Placement Data

Allied Health

Exam Passage Rate

Salary Data



2021 BPPE Annual Report - Program - Program Name

☐ Display Instructions for #4 - #7 (Toggle)

4. Name of Program *

SQL Server Analysis Services (SSAS)

5. Program Level? Indicate the academic level of the program you are entering, (e.g., Doctorate, Masters, Bachelor, Associate, Diploma/Certificate, Other). If you indicate 'Other', please enter the Program Level in #5a. *

Diploma/Certificate


6. Select the Classification of Instructional Programs (CIP) Code that applies to this educational program. Select from the dropdown list the code that most accurately corresponds to the educational program. (Optional)

7. Select all Standard Occupational Classification (SOC) Codes that apply to this program. Select all applicable codes from the dropdown list. (Optional)

Save

Back

Next



2021 Program Data

Institution Information

Program Name


Financial and Graduation

Placement Data

Allied Health

Exam Passage Rate

Salary Data



2021 BPPE Annual Report - Program - Financial Data and Graduation Rates

☐ Display Instructions for #8 - #18 (Toggle)

8. Number of Degrees, Diplomas or Certificates Awarded *
If none, indicate "0".

0

9. Total Charges for this Program *

\$ 1,346.00

10. The percentage of enrolled students in the reporting year receiving federal student loans to pay for this program *

0

11. The percentage of graduates in the reporting year who took out federal student loans to pay for this program *

0

12. Number of Students Who Began the Program *

If none, indicate "0".

13. Number of Students Available for Graduation *

If none, indicate "0".

14. Number of On-time Graduates *

If none, indicate "0".

15. Completion Rate

This is a calculated field based on #14 and #13.

0

16. 150% Graduates?

17. 150% Completion Rate

This is a calculated field based on #16 and #13.

0

18. Is the above data taken from the Integrated Postsecondary Education Data System (IPEDS) of the United States Department of Education? *



Yes



No

Save

Back

Next



2021 Program Data

Institution Information

Program Name


Financial and Graduation

Placement Data

Allied Health

Exam Passage Rate

Salary Data



2021 BPPE Annual Report - Program - Placement Data

☐ Display Instructions for #19 - #23 (Toggle)

19. Graduates Available for Employment *
If none, indicate "0".

0

20. Graduates Employed in the Field *
If none, indicate "0".

0

21. Placement Rate
This is a calculated field based on #17 and #18.

0

22. Graduates employed in the field...

22a. 20 to 29 hours per week *

If none, indicate "0".

22b. at least 30 hours per week *

If none, indicate "0".

23. Indicate the number of graduates employed...

23a. In a single position in the field of study *

If none, indicate "0".

23b. In concurrent aggregated positions in the field of study (2 or more positions at the same time) *

If none, indicate "0".

23c. Freelance/self-employed *

If none, indicate "0".

23d. By the institution or an employer owned by the institution, or an employer who shares ownership with the institution *

If none, indicate "0".

2021 Program Data

Institution Information

Program Name


Financial and Graduation

Placement Data

Exam Passage Rate

Salary Data

Allied Health



2021 BPPE Annual Report - Program - Allied Health Professionals

☐ Display Instructions for #24-25 (Toggle)

24. Does this "Program" lead to a certificate or degree related to one or more of the following allied health professionals that requires clinical training? *

- ☐ Yes
- ☒ No

Save

Back

Next

2021 Program Data

Institution Information

Program Name


Financial and Graduation

Placement Data

Allied Health

Exam Passage Rate

Salary Data



2021 BPPE Annual Report - Program - Exam Passage Rate

☐ Display Instructions for #26 (Toggle)

26. Does this educational program lead to an occupation that requires State licensing? *

☐ Yes ☒ No

You have indicated "No" for question #22, please proceed to 'Salary Data'.

Save

Back

Next

2021 Program Data

Institution Information

Program Name


Financial and Graduation

Placement Data

Allied Health

Exam Passage Rate

Salary Data



2021 BPPE Annual Report - Program - Salary Data

☐ Display Instructions for #43-45 (Toggle)

43. Graduates Available for Employment
This field is auto-populated based on your entry in #17.

0

44. Graduates Employed in the Field
This field is auto-populated based on your entry in #18.

0

45. Graduates Employed in the Field Reported receiving the following Salary or Wage:

For graduates employed in the field, indicate their salaries/earnings below. **If there are none in any specific range, indicate "0."**

\$0 - \$5,000 *

0

\$5,001 - \$10,000 *

0

\$10,001 - \$15,000 *

0

\$15,001 - \$20,000 *

\$20,001 - \$25,000 *

\$25,001 - \$30,000 *

\$30,001 - \$35,000 *

\$35,001 - \$40,000 *

\$40,001 - \$45,000 *

\$45,001 - \$50,000 *

\$50,001 - \$55,000 *

\$55,001 - \$60,000 *

\$60,001 - \$65,000 *

\$65,001 - \$70,000 *

\$70,001 - \$75,000 *

\$75,001 - \$80,000 *

\$80,001 - \$85,000 *

\$85,001 - \$90,000 *

\$90,001 - \$95,000 *

\$95,001 - \$100,000 *

Over \$100,000 *

Save

Back

Submit

2021 Program Data

[Institution Information](#)[Program Name](#)[Financial and Graduation](#)[Placement Data](#)[Allied Health](#)[Exam Passage Rate](#)[Salary Data](#)

**Bureau for Private
Postsecondary Education**
Department of Consumer Affairs

2021 Annual Report

Program Data Workflow

(Printer Friendly Annual Report Instructions Document)
(https://www.bppe.ca.gov/annual_report/instructions.pdf)

2021 BPPE Annual Report - Program - Institution Data

Complete one Program Data Workflow for EACH educational program offered (advertised) by the institution in the reporting year. If an institution offers the same program at the main location and a branch location, combine the data together and submit one Program Data Workflow for the program being reported.


1. Report Year *

2. Institution Code *

Enter valid Institution Code (main location). Only entry of valid Institution Code will auto-populate the read-only Institution Name field in question #3.

3. Institution Name (auto-populated) *

If a valid Institution Code is entered in question #2, the Institution Name will auto-populate. If incorrect Institution Code is entered, you must clear out the Code field in question #2, then enter the correct Institution Code to re-fill the Institution Name with the correct Institution Name.



2021 Program Data

Institution Information

Program Name


Financial and Graduation

Placement Data

Allied Health

Exam Passage Rate

Salary Data



2021 BPPE Annual Report - Program - Program Name

☐ Display Instructions for #4 - #7 (Toggle)

4. Name of Program *

SQL Server Reporting Services (SSRS)

5. Program Level? Indicate the academic level of the program you are entering, (e.g., Doctorate, Masters, Bachelor, Associate, Diploma/Certificate, Other). If you indicate 'Other', please enter the Program Level in #5a. *

Diploma/Certificate

6. Select the Classification of Instructional Programs (CIP) Code that applies to this educational program. Select from the dropdown list the code that most accurately corresponds to the educational program. (Optional)

7. Select all Standard Occupational Classification (SOC) Codes that apply to this program. Select all applicable codes from the dropdown list. (Optional)

Save

Back

Next



2021 Program Data

Institution Information

Program Name


Financial and Graduation

Placement Data

Allied Health

Exam Passage Rate

Salary Data



2021 BPPE Annual Report - Program - Financial Data and Graduation Rates

☐ Display Instructions for #8 - #18 (Toggle)

8. Number of Degrees, Diplomas or Certificates Awarded *
If none, indicate "0".

0

9. Total Charges for this Program *

\$ 1,346.00

10. The percentage of enrolled students in the reporting year receiving federal student loans to pay for this program *

0

11. The percentage of graduates in the reporting year who took out federal student loans to pay for this program *

0

12. Number of Students Who Began the Program *

If none, indicate "0".

13. Number of Students Available for Graduation *

If none, indicate "0".

14. Number of On-time Graduates *

If none, indicate "0".

15. Completion Rate

This is a calculated field based on #14 and #13.

0

16. 150% Graduates?

17. 150% Completion Rate

This is a calculated field based on #16 and #13.

0

18. Is the above data taken from the Integrated Postsecondary Education Data System (IPEDS) of the United States Department of Education? *



Yes



No

Save

Back

Next



2021 Program Data

Institution Information

Program Name


Financial and Graduation

Placement Data

Allied Health

Exam Passage Rate

Salary Data



2021 BPPE Annual Report - Program - Placement Data

☐ Display Instructions for #19 - #23 (Toggle)

19. Graduates Available for Employment *
If none, indicate "0".

0

20. Graduates Employed in the Field *
If none, indicate "0".

0

21. Placement Rate
This is a calculated field based on #17 and #18.

0

22. Graduates employed in the field...

22a. 20 to 29 hours per week *

If none, indicate "0".

22b. at least 30 hours per week *

If none, indicate "0".

23. Indicate the number of graduates employed...

23a. In a single position in the field of study *

If none, indicate "0".

23b. In concurrent aggregated positions in the field of study (2 or more positions at the same time) *

If none, indicate "0".

23c. Freelance/self-employed *

If none, indicate "0".

23d. By the institution or an employer owned by the institution, or an employer who shares ownership with the institution *

If none, indicate "0".

2021 Program Data

Institution Information

Program Name


Financial and Graduation

Placement Data

Exam Passage Rate

Salary Data

Allied Health



2021 BPPE Annual Report - Program - Allied Health Professionals

☐ Display Instructions for #24-25 (Toggle)

24. Does this "Program" lead to a certificate or degree related to one or more of the following allied health professionals that requires clinical training? *

- ☐ Yes
- ☒ No

Save

Back

Next

2021 Program Data

Institution Information

Program Name


Financial and Graduation

Placement Data

Allied Health

Exam Passage Rate

Salary Data



2021 BPPE Annual Report - Program - Exam Passage Rate

☐ Display Instructions for #26 (Toggle)

26. Does this educational program lead to an occupation that requires State licensing? *

☐ Yes ☒ No

You have indicated "No" for question #22, please proceed to 'Salary Data'.

Save

Back

Next

2021 Program Data

Institution Information

Program Name


Financial and Graduation

Placement Data

Allied Health

Exam Passage Rate

Salary Data



2021 BPPE Annual Report - Program - Salary Data

☐ Display Instructions for #43-45 (Toggle)

43. Graduates Available for Employment
This field is auto-populated based on your entry in #17.

0

44. Graduates Employed in the Field
This field is auto-populated based on your entry in #18.

0

45. Graduates Employed in the Field Reported receiving the following Salary or Wage:

For graduates employed in the field, indicate their salaries/earnings below. **If there are none in any specific range, indicate "0."**

\$0 - \$5,000 *

0

\$5,001 - \$10,000 *

0

\$10,001 - \$15,000 *

0

\$15,001 - \$20,000 *

\$20,001 - \$25,000 *

\$25,001 - \$30,000 *

\$30,001 - \$35,000 *

\$35,001 - \$40,000 *

\$40,001 - \$45,000 *

\$45,001 - \$50,000 *

\$50,001 - \$55,000 *

\$55,001 - \$60,000 *

\$60,001 - \$65,000 *

\$65,001 - \$70,000 *

\$70,001 - \$75,000 *

\$75,001 - \$80,000 *

\$80,001 - \$85,000 *

\$85,001 - \$90,000 *

\$90,001 - \$95,000 *

\$95,001 - \$100,000 *

Over \$100,000 *

Save

Back

Submit

2021 Program Data

[Institution Information](#)
[Program Name](#)

[Financial and Graduation](#)
[Placement Data](#)
[Allied Health](#)
[Exam Passage Rate](#)
[Salary Data](#)


**Bureau for Private
Postsecondary Education**
Department of Consumer Affairs

2021 Annual Report

Program Data Workflow

(Printer Friendly Annual Report Instructions Document)
(https://www.bppe.ca.gov/annual_report/instructions.pdf)

2021 BPPE Annual Report - Program - Institution Data

Complete one Program Data Workflow for EACH educational program offered (advertised) by the institution in the reporting year. If an institution offers the same program at the main location and a branch location, combine the data together and submit one Program Data Workflow for the program being reported.

1. Report Year *

2. Institution Code *

Enter valid Institution Code (main location). Only entry of valid Institution Code will auto-populate the read-only Institution Name field in question #3.

3. Institution Name (auto-populated) *

If a valid Institution Code is entered in question #2, the Institution Name will auto-populate. If incorrect Institution Code is entered, you must clear out the Code field in question #2, then enter the correct Institution Code to re-fill the Institution Name with the correct Institution Name.



2021 Program Data

Institution Information

Program Name


Financial and Graduation

Placement Data

Allied Health

Exam Passage Rate

Salary Data



2021 BPPE Annual Report - Program - Program Name

☐ Display Instructions for #4 - #7 (Toggle)

4. Name of Program *

Power BI

5. Program Level? Indicate the academic level of the program you are entering, (e.g., Doctorate, Masters, Bachelor, Associate, Diploma/Certificate, Other). If you indicate 'Other', please enter the Program Level in #5a. *

Diploma/Certificate

6. Select the Classification of Instructional Programs (CIP) Code that applies to this educational program. Select from the dropdown list the code that most accurately corresponds to the educational program. (Optional)

7. Select all Standard Occupational Classification (SOC) Codes that apply to this program. Select all applicable codes from the dropdown list. (Optional)

Save

Back

Next



2021 Program Data

Institution Information

Program Name


Financial and Graduation

Placement Data

Allied Health

Exam Passage Rate

Salary Data



2021 BPPE Annual Report - Program - Financial Data and Graduation Rates

☐ Display Instructions for #8 - #18 (Toggle)

8. Number of Degrees, Diplomas or Certificates Awarded *
If none, indicate "0".

0

9. Total Charges for this Program *

\$ 698.00

10. The percentage of enrolled students in the reporting year receiving federal student loans to pay for this program *

0

11. The percentage of graduates in the reporting year who took out federal student loans to pay for this program *

0

12. Number of Students Who Began the Program *

If none, indicate "0".

13. Number of Students Available for Graduation *

If none, indicate "0".

14. Number of On-time Graduates *

If none, indicate "0".

15. Completion Rate

This is a calculated field based on #14 and #13.

0

16. 150% Graduates?

17. 150% Completion Rate

This is a calculated field based on #16 and #13.

0

18. Is the above data taken from the Integrated Postsecondary Education Data System (IPEDS) of the United States Department of Education? *



Yes



No

Save

Back

Next



2021 Program Data

Institution Information

Program Name


Financial and Graduation

Placement Data

Allied Health

Exam Passage Rate

Salary Data



2021 BPPE Annual Report - Program - Placement Data

☐ Display Instructions for #19 - #23 (Toggle)

19. Graduates Available for Employment *
If none, indicate "0".

0

20. Graduates Employed in the Field *
If none, indicate "0".

0

21. Placement Rate
This is a calculated field based on #17 and #18.

0

22. Graduates employed in the field...

22a. 20 to 29 hours per week *

If none, indicate "0".

22b. at least 30 hours per week *

If none, indicate "0".

23. Indicate the number of graduates employed...

23a. In a single position in the field of study *

If none, indicate "0".

23b. In concurrent aggregated positions in the field of study (2 or more positions at the same time) *

If none, indicate "0".

23c. Freelance/self-employed *

If none, indicate "0".

23d. By the institution or an employer owned by the institution, or an employer who shares ownership with the institution *

If none, indicate "0".

2021 Program Data

Institution Information

Program Name


Financial and Graduation

Placement Data

Exam Passage Rate

Salary Data

Allied Health



2021 BPPE Annual Report - Program - Allied Health Professionals

☐ Display Instructions for #24-25 (Toggle)

24. Does this "Program" lead to a certificate or degree related to one or more of the following allied health professionals that requires clinical training? *

- ☐ Yes
- ☒ No

Save

Back

Next

2021 Program Data

Institution Information

Program Name


Financial and Graduation

Placement Data

Allied Health

Exam Passage Rate

Salary Data



2021 BPPE Annual Report - Program - Exam Passage Rate

☐ Display Instructions for #26 (Toggle)

26. Does this educational program lead to an occupation that requires State licensing? *

☐ Yes ☒ No

You have indicated "No" for question #22, please proceed to 'Salary Data'.

Save

Back

Next

2021 Program Data

Institution Information

Program Name


Financial and Graduation

Placement Data

Allied Health

Exam Passage Rate

Salary Data



2021 BPPE Annual Report - Program - Salary Data

☐ Display Instructions for #43-45 (Toggle)

43. Graduates Available for Employment
This field is auto-populated based on your entry in #17.

0

44. Graduates Employed in the Field
This field is auto-populated based on your entry in #18.

0

45. Graduates Employed in the Field Reported receiving the following Salary or Wage:

For graduates employed in the field, indicate their salaries/earnings below. **If there are none in any specific range, indicate "0."**

\$0 - \$5,000 *

0

\$5,001 - \$10,000 *

0

\$10,001 - \$15,000 *

0

\$15,001 - \$20,000 *

\$20,001 - \$25,000 *

\$25,001 - \$30,000 *

\$30,001 - \$35,000 *

\$35,001 - \$40,000 *

\$40,001 - \$45,000 *

\$45,001 - \$50,000 *

\$50,001 - \$55,000 *

\$55,001 - \$60,000 *

\$60,001 - \$65,000 *

\$65,001 - \$70,000 *

\$70,001 - \$75,000 *

\$75,001 - \$80,000 *

\$80,001 - \$85,000 *

\$85,001 - \$90,000 *

\$90,001 - \$95,000 *

\$95,001 - \$100,000 *

Over \$100,000 *

Save

Back

Submit

2021 Program Data

Institution Information

Program Name



Financial and Graduation

Placement Data

Allied Health

Exam Passage Rate

Salary Data



**Bureau for Private
Postsecondary Education**
Department of Consumer Affairs

2021 Annual Report

Program Data Workflow

(Printer Friendly Annual Report Instructions Document)
(https://www.bppe.ca.gov/annual_report/instructions.pdf)

2021 BPPE Annual Report - Program - Institution Data

Complete one Program Data Workflow for EACH educational program offered (advertised) by the institution in the reporting year. If an institution offers the same program at the main location and a branch location, combine the data together and submit one Program Data Workflow for the program being reported.

1. Report Year *

2. Institution Code *

Enter valid Institution Code (main location). Only entry of valid Institution Code will auto-populate the read-only Institution Name field in question #3.

3. Institution Name (auto-populated) *

If a valid Institution Code is entered in question #2, the Institution Name will auto-populate. If incorrect Institution Code is entered, you must clear out the Code field in question #2, then enter the correct Institution Code to re-fill the Institution Name with the correct Institution Name.



2021 Program Data

Institution Information

Program Name


Financial and Graduation

Placement Data

Allied Health

Exam Passage Rate

Salary Data



2021 BPPE Annual Report - Program - Program Name

☐ Display Instructions for #4 - #7 (Toggle)

4. Name of Program *

Database (OLTP) Design Techniques

5. Program Level? Indicate the academic level of the program you are entering, (e.g., Doctorate, Masters, Bachelor, Associate, Diploma/Certificate, Other). If you indicate 'Other', please enter the Program Level in #5a. *

Diploma/Certificate

6. Select the Classification of Instructional Programs (CIP) Code that applies to this educational program. Select from the dropdown list the code that most accurately corresponds to the educational program. (Optional)

7. Select all Standard Occupational Classification (SOC) Codes that apply to this program. Select all applicable codes from the dropdown list. (Optional)

Save

Back

Next



2021 Program Data

Institution Information

Financial and Graduation


Exam Passage Rate

Program Name

Placement Data

Salary Data

Allied Health



2021 BPPE Annual Report - Program - Financial Data and Graduation Rates

☐ Display Instructions for #8 - #18 (Toggle)

8. Number of Degrees, Diplomas or Certificates Awarded *
If none, indicate "0".

0

9. Total Charges for this Program *

\$ 1,298.00

10. The percentage of enrolled students in the reporting year receiving federal student loans to pay for this program *

0

11. The percentage of graduates in the reporting year who took out federal student loans to pay for this program *

0

12. Number of Students Who Began the Program *

If none, indicate "0".

13. Number of Students Available for Graduation *

If none, indicate "0".

14. Number of On-time Graduates *

If none, indicate "0".

15. Completion Rate

This is a calculated field based on #14 and #13.

0

16. 150% Graduates?

17. 150% Completion Rate

This is a calculated field based on #16 and #13.

0

18. Is the above data taken from the Integrated Postsecondary Education Data System (IPEDS) of the United States Department of Education? *



Yes



No

Save

Back

Next



2021 Program Data

Institution Information

Program Name


Financial and Graduation

Placement Data

Allied Health

Exam Passage Rate

Salary Data



2021 BPPE Annual Report - Program - Placement Data

☐ Display Instructions for #19 - #23 (Toggle)

19. Graduates Available for Employment *
If none, indicate "0".

0

20. Graduates Employed in the Field *
If none, indicate "0".

0

21. Placement Rate
This is a calculated field based on #17 and #18.

0

22. Graduates employed in the field...

22a. 20 to 29 hours per week *

If none, indicate "0".

22b. at least 30 hours per week *

If none, indicate "0".

23. Indicate the number of graduates employed...

23a. In a single position in the field of study *

If none, indicate "0".

23b. In concurrent aggregated positions in the field of study (2 or more positions at the same time) *

If none, indicate "0".

23c. Freelance/self-employed *

If none, indicate "0".

23d. By the institution or an employer owned by the institution, or an employer who shares ownership with the institution *

If none, indicate "0".

Save

Back

Next

2021 Program Data

Institution Information

Program Name


Financial and Graduation

Placement Data

Exam Passage Rate

Salary Data

Allied Health



2021 BPPE Annual Report - Program - Allied Health Professionals

☐ Display Instructions for #24-25 (Toggle)

24. Does this "Program" lead to a certificate or degree related to one or more of the following allied health professionals that requires clinical training? *

- ☐ Yes
- ☒ No

Save

Back

Next

2021 Program Data

Institution Information

Program Name


Financial and Graduation

Placement Data

Allied Health

Exam Passage Rate

Salary Data



2021 BPPE Annual Report - Program - Exam Passage Rate

☐ Display Instructions for #26 (Toggle)

26. Does this educational program lead to an occupation that requires State licensing? *

☐ Yes ☒ No

You have indicated "No" for question #22, please proceed to 'Salary Data'.

Save

Back

Next

2021 Program Data

Institution Information

Program Name


Financial and Graduation

Placement Data

Allied Health

Exam Passage Rate

Salary Data



2021 BPPE Annual Report - Program - Salary Data

☐ Display Instructions for #43-45 (Toggle)

43. Graduates Available for Employment
This field is auto-populated based on your entry in #17.

0

44. Graduates Employed in the Field
This field is auto-populated based on your entry in #18.

0

45. Graduates Employed in the Field Reported receiving the following Salary or Wage:

For graduates employed in the field, indicate their salaries/earnings below. **If there are none in any specific range, indicate "0."**

\$0 - \$5,000 *

0

\$5,001 - \$10,000 *

0

\$10,001 - \$15,000 *

0

\$15,001 - \$20,000 *

\$20,001 - \$25,000 *

\$25,001 - \$30,000 *

\$30,001 - \$35,000 *

\$35,001 - \$40,000 *

\$40,001 - \$45,000 *

\$45,001 - \$50,000 *

\$50,001 - \$55,000 *

\$55,001 - \$60,000 *

\$60,001 - \$65,000 *

\$65,001 - \$70,000 *

\$70,001 - \$75,000 *

\$75,001 - \$80,000 *

\$80,001 - \$85,000 *

\$85,001 - \$90,000 *

\$90,001 - \$95,000 *

\$95,001 - \$100,000 *

Over \$100,000 *

Save

Back

Submit

2021 Program Data

[Institution Information](#)[Program Name](#)[Financial and Graduation](#)[Placement Data](#)[Allied Health](#)[Exam Passage Rate](#)[Salary Data](#)

**Bureau for Private
Postsecondary Education**
Department of Consumer Affairs

2021 Annual Report

Program Data Workflow

(Printer Friendly Annual Report Instructions Document)
(https://www.bppe.ca.gov/annual_report/instructions.pdf)

2021 BPPE Annual Report - Program - Institution Data

Complete one Program Data Workflow for EACH educational program offered (advertised) by the institution in the reporting year. If an institution offers the same program at the main location and a branch location, combine the data together and submit one Program Data Workflow for the program being reported.

1. Report Year *

2. Institution Code *

Enter valid Institution Code (main location). Only entry of valid Institution Code will auto-populate the read-only Institution Name field in question #3.

3. Institution Name (auto-populated) *

If a valid Institution Code is entered in question #2, the Institution Name will auto-populate. If incorrect Institution Code is entered, you must clear out the Code field in question #2, then enter the correct Institution Code to re-fill the Institution Name with the correct Institution Name.



2021 Program Data

Institution Information

Program Name


Financial and Graduation

Placement Data

Allied Health

Exam Passage Rate

Salary Data



2021 BPPE Annual Report - Program - Program Name

☐ Display Instructions for #4 - #7 (Toggle)

4. Name of Program *

SQL Server Programming, Basic

5. Program Level? Indicate the academic level of the program you are entering, (e.g., Doctorate, Masters, Bachelor, Associate, Diploma/Certificate, Other). If you indicate 'Other', please enter the Program Level in #5a. *

Diploma/Certificate


6. Select the Classification of Instructional Programs (CIP) Code that applies to this educational program. Select from the dropdown list the code that most accurately corresponds to the educational program. (Optional)

7. Select all Standard Occupational Classification (SOC) Codes that apply to this program. Select all applicable codes from the dropdown list. (Optional)

Save

Back

Next



2021 Program Data

Institution Information

Program Name


Financial and Graduation

Placement Data

Allied Health

Exam Passage Rate

Salary Data



2021 BPPE Annual Report - Program - Financial Data and Graduation Rates

☐ Display Instructions for #8 - #18 (Toggle)

8. Number of Degrees, Diplomas or Certificates Awarded *
If none, indicate "0".

0

9. Total Charges for this Program *

\$ 4,210.00

10. The percentage of enrolled students in the reporting year receiving federal student loans to pay for this program *

0

11. The percentage of graduates in the reporting year who took out federal student loans to pay for this program *

0

12. Number of Students Who Began the Program *

If none, indicate "0".

13. Number of Students Available for Graduation *

If none, indicate "0".

14. Number of On-time Graduates *

If none, indicate "0".

15. Completion Rate

This is a calculated field based on #14 and #13.

0

16. 150% Graduates?

17. 150% Completion Rate

This is a calculated field based on #16 and #13.

0

18. Is the above data taken from the Integrated Postsecondary Education Data System (IPEDS) of the United States Department of Education? *



Yes



No

Save

Back

Next



2021 Program Data

Institution Information

Program Name


Financial and Graduation

Placement Data

Allied Health

Exam Passage Rate

Salary Data



2021 BPPE Annual Report - Program - Placement Data

☐ Display Instructions for #19 - #23 (Toggle)

19. Graduates Available for Employment *
If none, indicate "0".

0

20. Graduates Employed in the Field *
If none, indicate "0".

0

21. Placement Rate
This is a calculated field based on #17 and #18.

0

22. Graduates employed in the field...

22a. 20 to 29 hours per week *

If none, indicate "0".

22b. at least 30 hours per week *

If none, indicate "0".

23. Indicate the number of graduates employed...

23a. In a single position in the field of study *

If none, indicate "0".

23b. In concurrent aggregated positions in the field of study (2 or more positions at the same time) *

If none, indicate "0".

23c. Freelance/self-employed *

If none, indicate "0".

23d. By the institution or an employer owned by the institution, or an employer who shares ownership with the institution *

If none, indicate "0".

2021 Program Data

Institution Information

Program Name


Financial and Graduation

Placement Data

Exam Passage Rate

Salary Data

Allied Health



2021 BPPE Annual Report - Program - Allied Health Professionals

☐ Display Instructions for #24-25 (Toggle)

24. Does this "Program" lead to a certificate or degree related to one or more of the following allied health professionals that requires clinical training? *

- ☐ Yes
- ☒ No

Save

Back

Next

2021 Program Data

Institution Information

Program Name


Financial and Graduation

Placement Data

Allied Health

Exam Passage Rate

Salary Data



2021 BPPE Annual Report - Program - Exam Passage Rate

☐ Display Instructions for #26 (Toggle)

26. Does this educational program lead to an occupation that requires State licensing? *

☐ Yes ☒ No

You have indicated "No" for question #22, please proceed to 'Salary Data'.

Save

Back

Next

2021 Program Data

Institution Information

Program Name


Financial and Graduation

Placement Data

Allied Health

Exam Passage Rate

Salary Data



2021 BPPE Annual Report - Program - Salary Data

☐ Display Instructions for #43-45 (Toggle)

43. Graduates Available for Employment
This field is auto-populated based on your entry in #17.

0

44. Graduates Employed in the Field
This field is auto-populated based on your entry in #18.

0

45. Graduates Employed in the Field Reported receiving the following Salary or Wage:

For graduates employed in the field, indicate their salaries/earnings below. **If there are none in any specific range, indicate "0."**

\$0 - \$5,000 *

0

\$5,001 - \$10,000 *

0

\$10,001 - \$15,000 *

0

\$15,001 - \$20,000 *

\$20,001 - \$25,000 *

\$25,001 - \$30,000 *

\$30,001 - \$35,000 *

\$35,001 - \$40,000 *

\$40,001 - \$45,000 *

\$45,001 - \$50,000 *

\$50,001 - \$55,000 *

\$55,001 - \$60,000 *

\$60,001 - \$65,000 *

\$65,001 - \$70,000 *

\$70,001 - \$75,000 *

\$75,001 - \$80,000 *

\$80,001 - \$85,000 *

\$85,001 - \$90,000 *

\$90,001 - \$95,000 *

\$95,001 - \$100,000 *

Over \$100,000 *

Save

Back

Submit

2021 Program Data

[Institution Information](#)[Program Name](#)[Financial and Graduation](#)[Placement Data](#)[Allied Health](#)[Exam Passage Rate](#)[Salary Data](#)

**Bureau for Private
Postsecondary Education**
Department of Consumer Affairs

2021 Annual Report

Program Data Workflow

(Printer Friendly Annual Report Instructions Document)
(https://www.bppe.ca.gov/annual_report/instructions.pdf)

2021 BPPE Annual Report - Program - Institution Data

Complete one Program Data Workflow for EACH educational program offered (advertised) by the institution in the reporting year. If an institution offers the same program at the main location and a branch location, combine the data together and submit one Program Data Workflow for the program being reported.


1. Report Year *

2. Institution Code *

Enter valid Institution Code (main location). Only entry of valid Institution Code will auto-populate the read-only Institution Name field in question #3.

3. Institution Name (auto-populated) *

If a valid Institution Code is entered in question #2, the Institution Name will auto-populate. If incorrect Institution Code is entered, you must clear out the Code field in question #2, then enter the correct Institution Code to re-fill the Institution Name with the correct Institution Name.



2021 Program Data

Institution Information

Program Name



Financial and Graduation

Placement Data

Allied Health

Exam Passage Rate

Salary Data

2021 BPPE Annual Report - Program - Program Name

☐ Display Instructions for #4 - #7 (Toggle)

4. Name of Program *

SQL Server Programming, Advanced

5. Program Level? Indicate the academic level of the program you are entering, (e.g., Doctorate, Masters, Bachelor, Associate, Diploma/Certificate, Other). If you indicate 'Other', please enter the Program Level in #5a. *

Diploma/Certificate

6. Select the Classification of Instructional Programs (CIP) Code that applies to this educational program. Select from the dropdown list the code that most accurately corresponds to the educational program. (Optional)

7. Select all Standard Occupational Classification (SOC) Codes that apply to this program. Select all applicable codes from the dropdown list. (Optional)

Save

Back

Next



2021 Program Data

Institution Information

Financial and Graduation


Exam Passage Rate

Program Name

Placement Data

Salary Data

Allied Health



2021 BPPE Annual Report - Program - Financial Data and Graduation Rates

☐ Display Instructions for #8 - #18 (Toggle)

8. Number of Degrees, Diplomas or Certificates Awarded *

If none, indicate "0".

0

9. Total Charges for this Program *

\$ 2,962.00

10. The percentage of enrolled students in the reporting year receiving federal student loans to pay for this program *

0

11. The percentage of graduates in the reporting year who took out federal student loans to pay for this program *

0

12. Number of Students Who Began the Program *

If none, indicate "0".

13. Number of Students Available for Graduation *

If none, indicate "0".

14. Number of On-time Graduates *

If none, indicate "0".

15. Completion Rate

This is a calculated field based on #14 and #13.

0

16. 150% Graduates?

17. 150% Completion Rate

This is a calculated field based on #16 and #13.

0

18. Is the above data taken from the Integrated Postsecondary Education Data System (IPEDS) of the United States Department of Education? *



Yes



No

Save

Back

Next



2021 Program Data

Institution Information

Program Name


Financial and Graduation

Placement Data

Allied Health

Exam Passage Rate

Salary Data



2021 BPPE Annual Report - Program - Placement Data

☐ Display Instructions for #19 - #23 (Toggle)

19. Graduates Available for Employment *
If none, indicate "0".

0

20. Graduates Employed in the Field *
If none, indicate "0".

0

21. Placement Rate
This is a calculated field based on #17 and #18.

0

22. Graduates employed in the field...

22a. 20 to 29 hours per week *

If none, indicate "0".

22b. at least 30 hours per week *

If none, indicate "0".

23. Indicate the number of graduates employed...

23a. In a single position in the field of study *

If none, indicate "0".

23b. In concurrent aggregated positions in the field of study (2 or more positions at the same time) *

If none, indicate "0".

23c. Freelance/self-employed *

If none, indicate "0".

23d. By the institution or an employer owned by the institution, or an employer who shares ownership with the institution *

If none, indicate "0".

2021 Program Data

Institution Information

Program Name


Financial and Graduation

Placement Data

Exam Passage Rate

Salary Data

Allied Health



2021 BPPE Annual Report - Program - Allied Health Professionals

☐ Display Instructions for #24-25 (Toggle)

24. Does this "Program" lead to a certificate or degree related to one or more of the following allied health professionals that requires clinical training? *

- ☐ Yes
- ☒ No

Save

Back

Next

2021 Program Data

Institution Information

Program Name


Financial and Graduation

Placement Data

Allied Health

Exam Passage Rate

Salary Data



2021 BPPE Annual Report - Program - Exam Passage Rate

☐ Display Instructions for #26 (Toggle)

26. Does this educational program lead to an occupation that requires State licensing? *

☐ Yes ☒ No

You have indicated "No" for question #22, please proceed to 'Salary Data'.

Save

Back

Next

2021 Program Data

Institution Information

Program Name


Financial and Graduation

Placement Data

Allied Health

Exam Passage Rate

Salary Data



2021 BPPE Annual Report - Program - Salary Data

☐ Display Instructions for #43-45 (Toggle)

43. Graduates Available for Employment
This field is auto-populated based on your entry in #17.

0

44. Graduates Employed in the Field
This field is auto-populated based on your entry in #18.

0

45. Graduates Employed in the Field Reported receiving the following Salary or Wage:

For graduates employed in the field, indicate their salaries/earnings below. **If there are none in any specific range, indicate "0."**

\$0 - \$5,000 *

0

\$5,001 - \$10,000 *

0

\$10,001 - \$15,000 *

0

\$15,001 - \$20,000 *

\$20,001 - \$25,000 *

\$25,001 - \$30,000 *

\$30,001 - \$35,000 *

\$35,001 - \$40,000 *

\$40,001 - \$45,000 *

\$45,001 - \$50,000 *

\$50,001 - \$55,000 *

\$55,001 - \$60,000 *

\$60,001 - \$65,000 *

\$65,001 - \$70,000 *

\$70,001 - \$75,000 *

\$75,001 - \$80,000 *

\$80,001 - \$85,000 *

\$85,001 - \$90,000 *

\$90,001 - \$95,000 *

\$95,001 - \$100,000 *

Over \$100,000 *

Save

Back

Submit

2021 Program Data

Institution Information

Program Name



Financial and Graduation

Placement Data

Allied Health

Exam Passage Rate

Salary Data



**Bureau for Private
Postsecondary Education**
Department of Consumer Affairs

2021 Annual Report

Program Data Workflow

(Printer Friendly Annual Report Instructions Document)
(https://www.bppe.ca.gov/annual_report/instructions.pdf)

2021 BPPE Annual Report - Program - Institution Data

Complete one Program Data Workflow for EACH educational program offered (advertised) by the institution in the reporting year. If an institution offers the same program at the main location and a branch location, combine the data together and submit one Program Data Workflow for the program being reported.

1. Report Year *

2. Institution Code *

Enter valid Institution Code (main location). Only entry of valid Institution Code will auto-populate the read-only Institution Name field in question #3.

3. Institution Name (auto-populated) *

If a valid Institution Code is entered in question #2, the Institution Name will auto-populate. If incorrect Institution Code is entered, you must clear out the Code field in question #2, then enter the correct Institution Code to re-fill the Institution Name with the correct Institution Name.



2021 Program Data

Institution Information

Program Name


Financial and Graduation

Placement Data

Allied Health

Exam Passage Rate

Salary Data



2021 BPPE Annual Report - Program - Program Name

☐ Display Instructions for #4 - #7 (Toggle)

4. Name of Program *

SQL Server Administration

5. Program Level? Indicate the academic level of the program you are entering, (e.g., Doctorate, Masters, Bachelor, Associate, Diploma/Certificate, Other). If you indicate 'Other', please enter the Program Level in #5a. *

Diploma/Certificate

6. Select the Classification of Instructional Programs (CIP) Code that applies to this educational program. Select from the dropdown list the code that most accurately corresponds to the educational program. (Optional)

7. Select all Standard Occupational Classification (SOC) Codes that apply to this program. Select all applicable codes from the dropdown list. (Optional)

Save

Back

Next



2021 Program Data

Institution Information

Financial and Graduation


Exam Passage Rate

Program Name

Placement Data

Salary Data

Allied Health



2021 BPPE Annual Report - Program - Financial Data and Graduation Rates

☐ Display Instructions for #8 - #18 (Toggle)

8. Number of Degrees, Diplomas or Certificates Awarded *
If none, indicate "0".

0

9. Total Charges for this Program *

\$ 1,714.00

10. The percentage of enrolled students in the reporting year receiving federal student loans to pay for this program *

0

11. The percentage of graduates in the reporting year who took out federal student loans to pay for this program *

0

12. Number of Students Who Began the Program *

If none, indicate "0".

13. Number of Students Available for Graduation *

If none, indicate "0".

14. Number of On-time Graduates *

If none, indicate "0".

15. Completion Rate

This is a calculated field based on #14 and #13.

0

16. 150% Graduates?

17. 150% Completion Rate

This is a calculated field based on #16 and #13.

0

18. Is the above data taken from the Integrated Postsecondary Education Data System (IPEDS) of the United States Department of Education? *



Yes



No

Save

Back

Next



2021 Program Data

Institution Information

Program Name


Financial and Graduation

Placement Data

Allied Health

Exam Passage Rate

Salary Data



2021 BPPE Annual Report - Program - Placement Data

☐ Display Instructions for #19 - #23 (Toggle)

19. Graduates Available for Employment *
If none, indicate "0".

0

20. Graduates Employed in the Field *
If none, indicate "0".

0

21. Placement Rate
This is a calculated field based on #17 and #18.

0

22. Graduates employed in the field...

22a. 20 to 29 hours per week *

If none, indicate "0".

22b. at least 30 hours per week *

If none, indicate "0".

23. Indicate the number of graduates employed...

23a. In a single position in the field of study *

If none, indicate "0".

23b. In concurrent aggregated positions in the field of study (2 or more positions at the same time) *

If none, indicate "0".

23c. Freelance/self-employed *

If none, indicate "0".

23d. By the institution or an employer owned by the institution, or an employer who shares ownership with the institution *

If none, indicate "0".

2021 Program Data

Institution Information

Program Name


Financial and Graduation

Placement Data

Exam Passage Rate

Salary Data

Allied Health



2021 BPPE Annual Report - Program - Allied Health Professionals

☐ Display Instructions for #24-25 (Toggle)

24. Does this "Program" lead to a certificate or degree related to one or more of the following allied health professionals that requires clinical training? *

- ☐ Yes
- ☒ No

Save

Back

Next

2021 Program Data

Institution Information

Program Name


Financial and Graduation

Placement Data

Allied Health

Exam Passage Rate

Salary Data



2021 BPPE Annual Report - Program - Exam Passage Rate

☐ Display Instructions for #26 (Toggle)

26. Does this educational program lead to an occupation that requires State licensing? *

☐ Yes ☒ No

You have indicated "No" for question #22, please proceed to 'Salary Data'.

Save

Back

Next

2021 Program Data

Institution Information

Program Name


Financial and Graduation

Placement Data

Allied Health

Exam Passage Rate

Salary Data



2021 BPPE Annual Report - Program - Salary Data

☐ Display Instructions for #43-45 (Toggle)

43. Graduates Available for Employment
This field is auto-populated based on your entry in #17.

0

44. Graduates Employed in the Field
This field is auto-populated based on your entry in #18.

0

45. Graduates Employed in the Field Reported receiving the following Salary or Wage:

For graduates employed in the field, indicate their salaries/earnings below. **If there are none in any specific range, indicate "0."**

\$0 - \$5,000 *

0

\$5,001 - \$10,000 *

0

\$10,001 - \$15,000 *

0

\$15,001 - \$20,000 *

\$20,001 - \$25,000 *

\$25,001 - \$30,000 *

\$30,001 - \$35,000 *

\$35,001 - \$40,000 *

\$40,001 - \$45,000 *

\$45,001 - \$50,000 *

\$50,001 - \$55,000 *

\$55,001 - \$60,000 *

\$60,001 - \$65,000 *

\$65,001 - \$70,000 *

\$70,001 - \$75,000 *

\$75,001 - \$80,000 *

\$80,001 - \$85,000 *

\$85,001 - \$90,000 *

\$90,001 - \$95,000 *

\$95,001 - \$100,000 *

Over \$100,000 *

Save

Back

Submit

2021 Program Data

[Institution Information](#)[Program Name](#)[Financial and Graduation](#)[Placement Data](#)[Allied Health](#)[Exam Passage Rate](#)[Salary Data](#)

**Bureau for Private
Postsecondary Education**
Department of Consumer Affairs

2021 Annual Report

Program Data Workflow

(Printer Friendly Annual Report Instructions Document)
(https://www.bppe.ca.gov/annual_report/instructions.pdf)

2021 BPPE Annual Report - Program - Institution Data

Complete one Program Data Workflow for EACH educational program offered (advertised) by the institution in the reporting year. If an institution offers the same program at the main location and a branch location, combine the data together and submit one Program Data Workflow for the program being reported.


1. Report Year *

2. Institution Code *

Enter valid Institution Code (main location). Only entry of valid Institution Code will auto-populate the read-only Institution Name field in question #3.

3. Institution Name (auto-populated) *

If a valid Institution Code is entered in question #2, the Institution Name will auto-populate. If incorrect Institution Code is entered, you must clear out the Code field in question #2, then enter the correct Institution Code to re-fill the Institution Name with the correct Institution Name.



2021 Program Data

Institution Information

Program Name


Financial and Graduation

Placement Data

Allied Health

Exam Passage Rate

Salary Data



2021 BPPE Annual Report - Program - Program Name

☐ Display Instructions for #4 - #7 (Toggle)

4. Name of Program *

Microsoft SQL Service Programming and Administration - Cc

5. Program Level? Indicate the academic level of the program you are entering, (e.g., Doctorate, Masters, Bachelor, Associate, Diploma/Certificate, Other). If you indicate 'Other', please enter the Program Level in #5a. *

Diploma/Certificate

6. Select the Classification of Instructional Programs (CIP) Code that applies to this educational program. Select from the dropdown list the code that most accurately corresponds to the educational program. (Optional)

7. Select all Standard Occupational Classification (SOC) Codes that apply to this program. Select all applicable codes from the dropdown list. (Optional)

Save

Back

Next



2021 Program Data

Institution Information

Program Name


Financial and Graduation

Placement Data

Allied Health

Exam Passage Rate

Salary Data



2021 BPPE Annual Report - Program - Financial Data and Graduation Rates

☐ Display Instructions for #8 - #18 (Toggle)

8. Number of Degrees, Diplomas or Certificates Awarded *
If none, indicate "0".

0

9. Total Charges for this Program *

\$ 10,445.00

10. The percentage of enrolled students in the reporting year receiving federal student loans to pay for this program *

0

11. The percentage of graduates in the reporting year who took out federal student loans to pay for this program *

0

12. Number of Students Who Began the Program *

If none, indicate "0".

13. Number of Students Available for Graduation *

If none, indicate "0".

14. Number of On-time Graduates *

If none, indicate "0".

15. Completion Rate

This is a calculated field based on #14 and #13.

0

16. 150% Graduates?

17. 150% Completion Rate

This is a calculated field based on #16 and #13.

0

18. Is the above data taken from the Integrated Postsecondary Education Data System (IPEDS) of the United States Department of Education? *



Yes



No

Save

Back

Next



2021 Program Data

Institution Information

Program Name


Financial and Graduation

Placement Data

Allied Health

Exam Passage Rate

Salary Data



2021 BPPE Annual Report - Program - Placement Data

☐ Display Instructions for #19 - #23 (Toggle)

19. Graduates Available for Employment *
If none, indicate "0".

0

20. Graduates Employed in the Field *
If none, indicate "0".

0

21. Placement Rate
This is a calculated field based on #17 and #18.

0

22. Graduates employed in the field...

22a. 20 to 29 hours per week *

If none, indicate "0".

22b. at least 30 hours per week *

If none, indicate "0".

23. Indicate the number of graduates employed...

23a. In a single position in the field of study *

If none, indicate "0".

23b. In concurrent aggregated positions in the field of study (2 or more positions at the same time) *

If none, indicate "0".

23c. Freelance/self-employed *

If none, indicate "0".

23d. By the institution or an employer owned by the institution, or an employer who shares ownership with the institution *

If none, indicate "0".

2021 Program Data

Institution Information

Program Name


Financial and Graduation

Placement Data

Exam Passage Rate

Salary Data

Allied Health



2021 BPPE Annual Report - Program - Allied Health Professionals

☐ Display Instructions for #24-25 (Toggle)

24. Does this "Program" lead to a certificate or degree related to one or more of the following allied health professionals that requires clinical training? *

- ☐ Yes
- ☒ No

Save

Back

Next

2021 Program Data

Institution Information

Program Name


Financial and Graduation

Placement Data

Allied Health

Exam Passage Rate

Salary Data



2021 BPPE Annual Report - Program - Exam Passage Rate

☐ Display Instructions for #26 (Toggle)

26. Does this educational program lead to an occupation that requires State licensing? *

☐ Yes ☒ No

You have indicated "No" for question #22, please proceed to 'Salary Data'.

Save

Back

Next

2021 Program Data

Institution Information

Program Name


Financial and Graduation

Placement Data

Allied Health

Exam Passage Rate

Salary Data



2021 BPPE Annual Report - Program - Salary Data

☐ Display Instructions for #43-45 (Toggle)

43. Graduates Available for Employment
This field is auto-populated based on your entry in #17.

0

44. Graduates Employed in the Field
This field is auto-populated based on your entry in #18.

0

45. Graduates Employed in the Field Reported receiving the following Salary or Wage:

For graduates employed in the field, indicate their salaries/earnings below. **If there are none in any specific range, indicate "0."**

\$0 - \$5,000 *

0

\$5,001 - \$10,000 *

0

\$10,001 - \$15,000 *

0

\$15,001 - \$20,000 *

\$20,001 - \$25,000 *

\$25,001 - \$30,000 *

\$30,001 - \$35,000 *

\$35,001 - \$40,000 *

\$40,001 - \$45,000 *

\$45,001 - \$50,000 *

\$50,001 - \$55,000 *

\$55,001 - \$60,000 *

\$60,001 - \$65,000 *

\$65,001 - \$70,000 *

\$70,001 - \$75,000 *

\$75,001 - \$80,000 *

\$80,001 - \$85,000 *

\$85,001 - \$90,000 *

\$90,001 - \$95,000 *

\$95,001 - \$100,000 *

Over \$100,000 *

Save

Back

Submit

2021 Program Data

[Institution Information](#)[Program Name](#)[Financial and Graduation](#)[Placement Data](#)[Allied Health](#)[Exam Passage Rate](#)[Salary Data](#)

**Bureau for Private
Postsecondary Education**
Department of Consumer Affairs

2021 Annual Report

Program Data Workflow

(Printer Friendly Annual Report Instructions Document)
(https://www.bppe.ca.gov/annual_report/instructions.pdf)

2021 BPPE Annual Report - Program - Institution Data

Complete one Program Data Workflow for EACH educational program offered (advertised) by the institution in the reporting year. If an institution offers the same program at the main location and a branch location, combine the data together and submit one Program Data Workflow for the program being reported.

1. Report Year *

2. Institution Code *

Enter valid Institution Code (main location). Only entry of valid Institution Code will auto-populate the read-only Institution Name field in question #3.

3. Institution Name (auto-populated) *

If a valid Institution Code is entered in question #2, the Institution Name will auto-populate. If incorrect Institution Code is entered, you must clear out the Code field in question #2, then enter the correct Institution Code to re-fill the Institution Name with the correct Institution Name.



2021 Program Data

Institution Information

Program Name



Financial and Graduation

Placement Data

Allied Health

Exam Passage Rate

Salary Data

2021 BPPE Annual Report - Program - Program Name

☐ Display Instructions for #4 - #7 (Toggle)

4. Name of Program *

Microsoft Business Intelligence Services and Tableau - Comp

5. Program Level? Indicate the academic level of the program you are entering, (e.g., Doctorate, Masters, Bachelor, Associate, Diploma/Certificate, Other). If you indicate 'Other', please enter the Program Level in #5a. *

Diploma/Certificate

6. Select the Classification of Instructional Programs (CIP) Code that applies to this educational program. Select from the dropdown list the code that most accurately corresponds to the educational program. (Optional)

7. Select all Standard Occupational Classification (SOC) Codes that apply to this program. Select all applicable codes from the dropdown list. (Optional)

Save

Back

Next



2021 Program Data

Institution Information

Program Name


Financial and Graduation

Placement Data

Allied Health

Exam Passage Rate

Salary Data



2021 BPPE Annual Report - Program - Financial Data and Graduation Rates

☐ Display Instructions for #8 - #18 (Toggle)

8. Number of Degrees, Diplomas or Certificates Awarded *
If none, indicate "0".

0

9. Total Charges for this Program *

\$ 12,445.00

10. The percentage of enrolled students in the reporting year receiving federal student loans to pay for this program *

0

11. The percentage of graduates in the reporting year who took out federal student loans to pay for this program *

0

12. Number of Students Who Began the Program *

If none, indicate "0".

13. Number of Students Available for Graduation *

If none, indicate "0".

14. Number of On-time Graduates *

If none, indicate "0".

15. Completion Rate

This is a calculated field based on #14 and #13.

0

16. 150% Graduates?

17. 150% Completion Rate

This is a calculated field based on #16 and #13.

0

18. Is the above data taken from the Integrated Postsecondary Education Data System (IPEDS) of the United States Department of Education? *



Yes



No

Save

Back

Next



2021 Program Data

Institution Information

Program Name


Financial and Graduation

Placement Data

Allied Health

Exam Passage Rate

Salary Data



2021 BPPE Annual Report - Program - Placement Data

☐ Display Instructions for #19 - #23 (Toggle)

19. Graduates Available for Employment *
If none, indicate "0".

0

20. Graduates Employed in the Field *
If none, indicate "0".

0

21. Placement Rate
This is a calculated field based on #17 and #18.

0

22. Graduates employed in the field...

22a. 20 to 29 hours per week *

If none, indicate "0".

22b. at least 30 hours per week *

If none, indicate "0".

23. Indicate the number of graduates employed...

23a. In a single position in the field of study *

If none, indicate "0".

23b. In concurrent aggregated positions in the field of study (2 or more positions at the same time) *

If none, indicate "0".

23c. Freelance/self-employed *

If none, indicate "0".

23d. By the institution or an employer owned by the institution, or an employer who shares ownership with the institution *

If none, indicate "0".

Save

Back

Next

2021 Program Data

Institution Information

Program Name


Financial and Graduation

Placement Data

Exam Passage Rate

Salary Data

Allied Health



2021 BPPE Annual Report - Program - Allied Health Professionals

☐ Display Instructions for #24-25 (Toggle)

24. Does this "Program" lead to a certificate or degree related to one or more of the following allied health professionals that requires clinical training? *

- ☐ Yes
- ☒ No

Save

Back

Next

2021 Program Data

Institution Information

Program Name


Financial and Graduation

Placement Data

Allied Health

Exam Passage Rate

Salary Data



2021 BPPE Annual Report - Program - Exam Passage Rate

☐ Display Instructions for #26 (Toggle)

26. Does this educational program lead to an occupation that requires State licensing? *

☐ Yes ☒ No

You have indicated "No" for question #22, please proceed to 'Salary Data'.

Save

Back

Next

2021 Program Data

Institution Information

Program Name


Financial and Graduation

Placement Data

Allied Health

Exam Passage Rate

Salary Data



2021 BPPE Annual Report - Program - Salary Data

☐ Display Instructions for #43-45 (Toggle)

43. Graduates Available for Employment
This field is auto-populated based on your entry in #17.

0

44. Graduates Employed in the Field
This field is auto-populated based on your entry in #18.

0

45. Graduates Employed in the Field Reported receiving the following Salary or Wage:

For graduates employed in the field, indicate their salaries/earnings below. **If there are none in any specific range, indicate "0."**

\$0 - \$5,000 *

0

\$5,001 - \$10,000 *

0

\$10,001 - \$15,000 *

0

\$15,001 - \$20,000 *

\$20,001 - \$25,000 *

\$25,001 - \$30,000 *

\$30,001 - \$35,000 *

\$35,001 - \$40,000 *

\$40,001 - \$45,000 *

\$45,001 - \$50,000 *

\$50,001 - \$55,000 *

\$55,001 - \$60,000 *

\$60,001 - \$65,000 *

\$65,001 - \$70,000 *

\$70,001 - \$75,000 *

\$75,001 - \$80,000 *

\$80,001 - \$85,000 *

\$85,001 - \$90,000 *

\$90,001 - \$95,000 *

\$95,001 - \$100,000 *

Over \$100,000 *

Save

Back

Submit